



... more than pipes

WWW.FVPLAST.COM



27% HIGHER FLOW RATE*

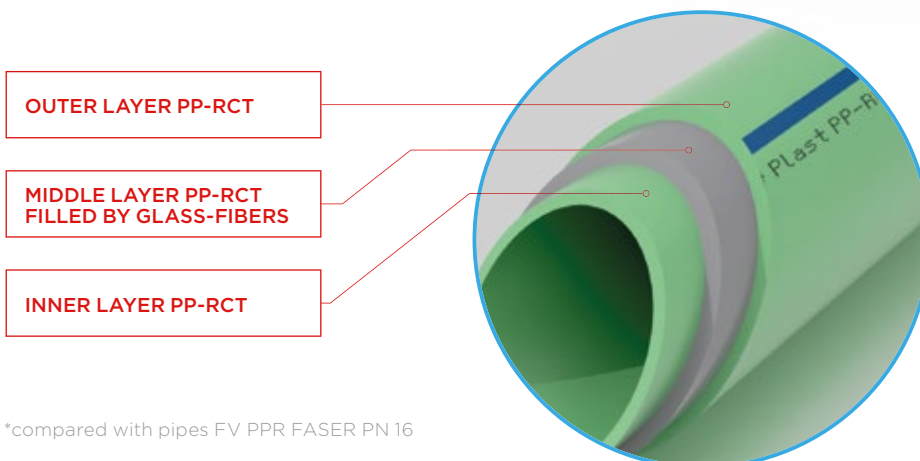
HIGH SHAPED STABILITY

WORKING TEMPERATURE FROM -5°C TO +60°C

DIAMETERS TO 250 MM

FV PP-RCT FASER COOL

Modern high-flow pipe reinforced with glass-fibers
Suitable for distribution of industrial cooling and air conditioning



*compared with pipes FV PPR FASER PN 16

FV AQUA



FV PP-RCT FASER COOL

Principle

Modern multilayer pipe with excellent flow rate. Inner and outer layer made of new generation polymer PP-RCT, which shows, thanks to a special process „β-nucleation“ significantly more resistant hexagonal crystalline structure. Pipes made of PP-RCT can work with a higher stress in the wall and therefore pipes achieve the comparable pressure resistance with a significantly lower wall thickness in comparison with pipes made of PP-R.

Thanks to the glass-fiber reinforcement pipes FV PP-RCT FASER COOL show minimal thermal expansion and high shaped stability, which allows a significant reduction of fixing points and compensation.

Pipes FV PP-RCT FASER COOL are ideal for transport of refrigeration.

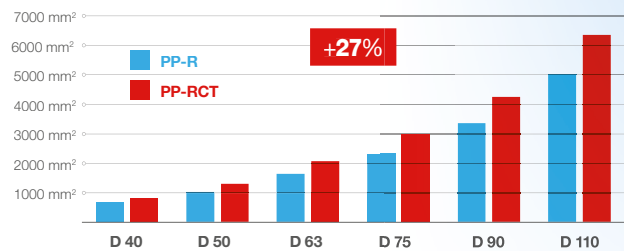
Main advantages

- Up to 27% more flow rate than comparable pipe FV PPR FASER PN16
- The high shaped stability and low thermal expansion
- Easy joining by proven technology of polyfusion welding
- Service life more than 50-years

Fields of application

- Distribution of industrial cooling
- Distribution of air conditioning
- Distribution of potable water

Comparison of pipes cross-section PP-R FASER PN 16 and PP-RCT FASER COOL SDR 11



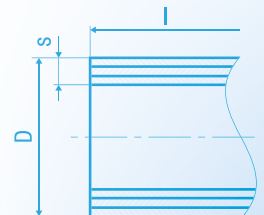
Technical parameters

	Ø 40 – 125 mm	Ø 160 – 250 mm
Colour	green RAL 6024, blue strip	
Wall composition	PP-RCT / PP-RCT+GF / PP-RCT	
SDR	11	17
S	5	8
Pressure resistance - water 20°C*	15,3 bar	9,6 bar
Pressure resistance - water 40°C	11,3 bar	7,1 bar
Coefficient of thermal expansion	0,05 mm/mK	

* 50 years according to DIN 8077

Icon	Icon	Icon	Icon	Icon	Icon	Icon	D [mm]	s [mm]	SDR	l [m]
40 × 3,7	m	24	0,439	1,83	AA111040004	BA111040004	40	3,7	11	4
50 × 4,6	m	16	0,678	2,75	AA111050004	BA111050004	50	4,6	11	4
63 × 5,8	m	12	0,995	4,07	AA111063004	BA111063004	63	5,8	11	4
75 × 6,8	m	8	1,419	5,50	AA111075004	BA111075004	75	6,8	11	4
90 × 8,2	m	4	2,039	9,17	AA111090004	BA111090004	90	8,2	11	4
110 × 10,0	m	4	3,031	10,31	AA111110004	BA111110004	110	10,0	11	4
125 × 11,4	m	4	3,760	12,27		BA111125004	125	11,4	11	4
160 × 9,5	m	4	4,635	20,10		BA111160004	160	9,5	17	4
200 × 11,9	m	4	7,321	31,40		BA111200004	200	11,9	17	4
250 × 14,8	m	4	11,065	49,06		BA111250004	250	14,8	17	4
125 × 11,4	m	6	3,760	12,27		BA111125006	125	11,4	11	6
160 × 9,5	m	6	4,635	20,10		BA111160006	160	9,5	17	6
200 × 11,9	m	6	7,321	31,40		BA111200006	200	11,9	17	6
250 × 14,8	m	6	11,065	49,06		BA111250006	250	14,8	17	6

Dimension Unit Amount in a large package kg/unit dm³/unit



FV - Plast, a.s.

@: fvplast@fvplast.com
Kozovazská 1049/3 | 250 88 Čelákovice | Czech Republic

T: +420 326 706 711
F: +420 326 706 721